


MAY 28TH, 2025



WHAT IS MOLTO TUTTI?

The Molto Tutti Student Film Fest is ACM's celebration of student creativity! We gather to screen short films complete with original scores-all created by ACM students!

HOW CAN I PARTICIPATE?


Talk to your teacher about participating. The main requirements are:

- Both the film and the score are original- created by you!
- Films need to be under 2 minutes long.

That's it! This packet has more details about deadlines for each part and some tips on how to create and score your film. We'd love to have you join us!

4116 N Clark St.

THE CHECKOUT



What should I make it with?

Anything you want. See the list of apps in this packet as well, but as long as it's original (no clips of films or screen grabs of video games), it's allowed!

How long can it be?

More than 15 seconds, less than two minutes.

Does the music need to be written out?

Only if you're writing for other instruments. People compose in all different ways. Be deliberate, not limited.

Do I need to record the music myself?

If you compose for other instruments, we'll take care of the recording. You can also make a recording of yourself playing it or ask your teacher to record it for you. Phone memos usually work just fine.

I don't think I'll have time to make a film but I want to be a part of it. Any options?

YES! You can participate as an improviser! We'll be screening some short films at the festival and you can improvise a score live. And don't worry, you'll get your film to practice with a week before the festival.

DEADLINES

MAY 1ST



Music that needs to
be recorded by ACM
musicians must
completed (sheet
music ready to hand
off)

MAY 21ST

Films are DUE



Helpful Apps



Here are some apps that can help get the creative juices flowing. Most are free with additional features for purchase. The website listed below the description has more info to help you get acquainted with the app.



Flipaclip

FREE APP

Create animations using simple drawing tools. Easy to use, especially with a stylus on an iPad. Great for kids that enjoy a drawing project.

<https://support.flipaclip.com/hc/en-us>



TweenCraft

Pretty easy to use. Free version has limited options but still could be a good tool. Built in characters that you choose frame by frame how they move.

<http://www.tweencraft.com>



Puppet Pals

Very simple app. Great for kids that are not big fans of drawing. Not as easy to personalize. Free with limited options. For the \$1.99 upgrade it has some fun features including lots of pre-made characters and the option to turn photos into characters.

<https://www.youtube.com/watch?v=b6awjsCeXa4>



Animation Desk

FOR THE ARTISTS

Great animation tool for kids that are good at drawing on a device. Much easier to use than it used to be.

<https://www.kdanmobile.com/animation-desk>



PicsArt Animator

ABSTRACT CREATIONS

Easy to use and lots of possibilities. For those that can't draw very well, this app has lots of options for making really neat abstract creations. Definitely worth a try.

<https://www.youtube.com/watch?v=BbsDtREa6Tg>



Sticknodes

LIMITED BUT EASY

Very easy to use. Easily animate a stick figure. In the right hands, you could probably do some clever things.


<http://sticknodes.com/tutorials/>



Rough Animator

Good drawing tool with stylus. Easy to use. Not free though.

<http://sticknodes.com/tutorials/>



MISC. THINGS TO BE AWARE OF...

Students can compose for instruments they don't play!
Want to write for a string trio? GREAT! We'll get it recorded by an ACM teacher ensemble.

Want to partner up? GREAT! Find a fellow student to team up on a film together. As long as the output is original, you're welcome to work in teams.

Comedy, Action/Adventure or Drama are the genres winners will be selected from. You'll be grouped according to age so you are only competing against your peers.

Need some help? WE'VE GOT YOU! Keep an eye out for workshops and brainstorming sessions both in-person and virtually where you can get some hands on help!

COUNTDOWN

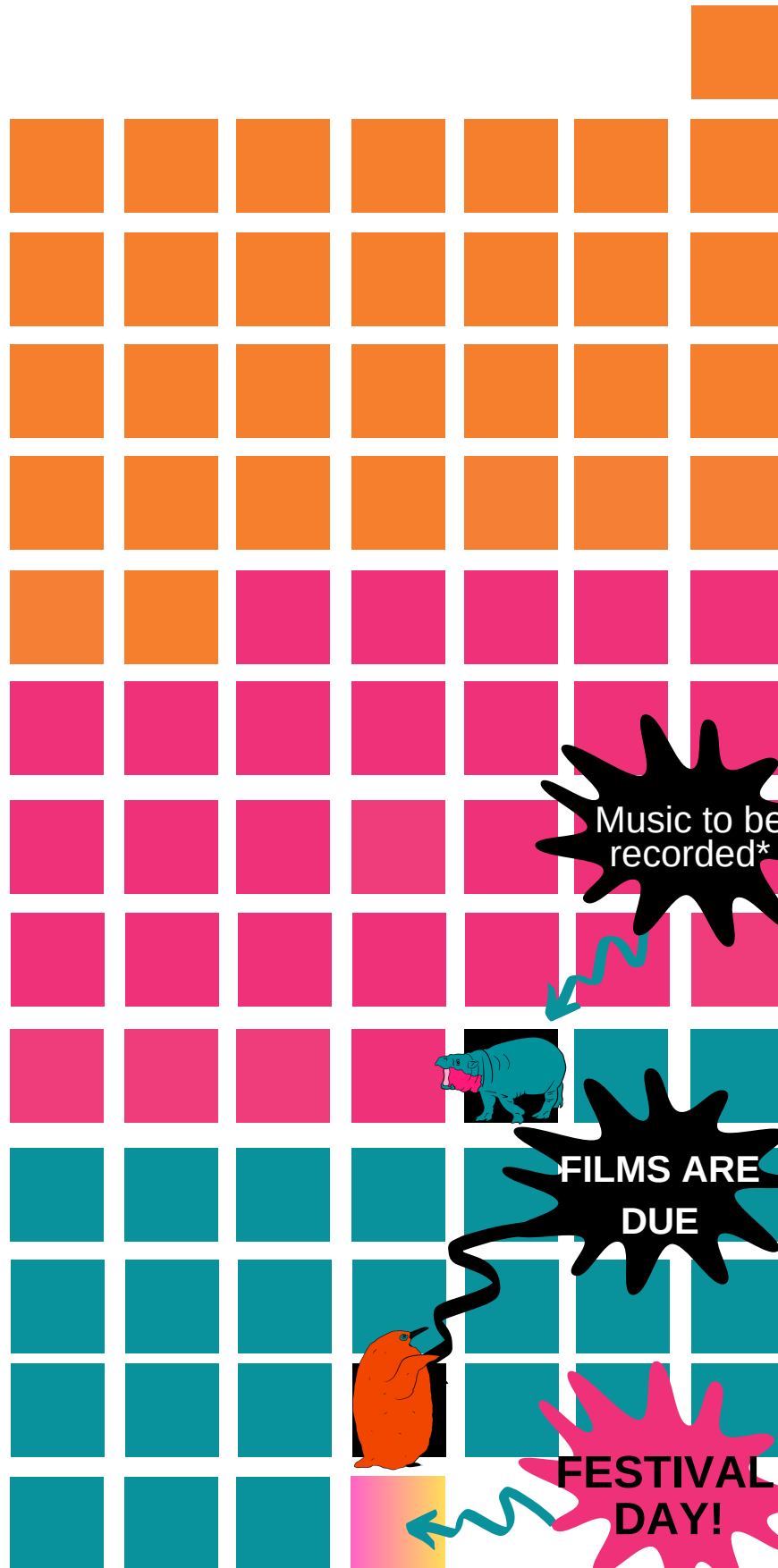
Count how many lesson days you have between now and the festival.
Use the calendar to countdown backward from the current day, so you'll
always know how many lessons you have between now and the festival.

Decide if you are starting with your music first or your film first. Set a goal for
yourself for completing your first element. Pacing out the process ensures that
you get to enjoy every step!

MARCH

APRIL

MAY



Music to be
recorded*

*Only if writing for
an ensemble that
ACM teachers will
be recording

FILMS ARE
DUE

FESTIVAL
DAY!